

2024



Manipal Entrance Test (MET) 2024 Mock Test Instructions



MANIPAL
ACADEMY of HIGHER EDUCATION
(Institution of Eminence Deemed to be University)

Thank you for your interest in the program offered by **Manipal Academy of Higher Education**, an **Institution of Eminence**.

These instructions on **Manipal Entrance Test** commonly known as **MET** environment will familiarize you with the various functionalities of online test platform.

Mock Test can be taken online via desktop / laptop / Mobile. However, the actual Manipal Entrance Test (MET) is a Centre based online test. To understand the features, it is highly recommended to attempt the Mock Test on Laptop / Desktop only.

VERY IMPORTANT:

As Mock Test option is provided to the candidates to know the features of the Test environment, there are differences between the Mock Test and Actual Test environments as below. Hence, the candidates **MUST NOT** take Mock Test Environment as a reference for the Actual Test

Courses with Actual test duration of 120 minutes:

Activity	Mock Test	Actual Test
Login	No specific credentials required	Login ID: Hall Ticket No Password: DDMMYYYY
Duration	60 mins	120 mins
No. of questions	BTech: 18 B.Sc. Biotechnology: 18 BTech & BPharm / PharmD (PCM Only): 18 BPharm (PCB Only): 18 BBA: 15 BBA(Hons) / IPM: 15 B.Sc. Nursing: 15 UG Allied Health Sciences: 12 MA Film Art and Film Making; MA Media and Communication; PG Diploma in Corporate communication: 09	BTech: 60 B.Sc. Biotechnology: 60 BTech & BPharm / PharmD (PCM Only): 60 BPharm (PCB Only): 60 BBA: 100 BBA(Hons) / IPM: 100 B.Sc. Nursing: 100 UG Allied Health Sciences: 100 MA Film Art and Film Making; MA Media and Communication; PG Diploma in Corporate communication: 120

Courses with Actual test duration of 60 minutes:

Activity	Mock Test	Actual Test
Login	No specific credentials required	Login ID: Hall Ticket No Password: DDMMYYYY
Duration	60 mins	60 mins
No. of questions	MSc Clinical Psychology: 18 MSc Data Science: 15	MSc Clinical Psychology: 60 MSc Data Science: 60

Please note that while taking the Actual Test, you can visit the Section ONLY ONCE. You are NOT allowed to revisit the Section (Answered / Unanswered / Partially answered) under any circumstances.


Based on the program for which you have applied for, click on the respective link

Program Name
BBA
BBA Hons / IPM
B.Sc. Nursing
UG Allied Health PCB
UG Allied Health PCM
BPharm (PCB Only)
B.Sc. Bio Technology
BTech
BTech & BPharm PharmD (PCM Only)
MA Film Art and Film Making; MA Media and Communication; PG Diploma in Corporate communication
MSc Clinical Psychology
MSc Data Science

Click on “**Sign in**” button

System Name :
C001
Kindly contact the invigilator if there are any discrepancies in the Name and Photograph displayed on the screen or if the photograph is not yours

Candidate Name :
John Smith
Subject : **Mock Exam**



Login

Sign In

Read the instructions and click on “**Next**” button.

Instructions

These instructions on **Manipal Entrance Test** commonly known as **MET** environment will familiarize you with the various functionalities of online test platform.

Mock Test can be taken online via desktop / laptop / Mobile. However, the actual Manipal Entrance Test (MET) is a Centre based online test.

VERY IMPORTANT:

As Mock Test option is provided to the candidates to know the features of the Test environment, there are differences between the Mock Test and Actual Test environments as under. Hence, the candidates **MUST NOT** take Mock Test Environment as a reference for the Actual Test

Activity	Mock Test	Actual Test
Login	There is no specific credentials required	Login ID: Hall Ticket No Password: DDMMYYYY
Duration	60 mins	120 mins
No. of questions	BTech: 18 BBA: 15 B.Sc. Biotechnology: 18 BBA(Hons) / IPM: 15 BTech & BPharm / PharmD (PCM Only): 18 B.Sc. Nursing: 15 BPharm (PCB Only): 18 UG Allied Health Sciences: 12	BTech: 60 BBA: 100 B.Sc. Biotechnology: 60 BBA(Hons) / IPM: 100 BTech & BPharm / PharmD (PCM Only): 60 B.Sc. Nursing: 100 BPharm (PCB Only): 60 UG Allied Health Sciences: 100

As it is Mock Test, and there is limited no. of questions, the score will not be displayed.

Please note that while taking the Actual Test, you can visit the Section ONLY ONCE. You are NOT allowed to revisit the Section (Answered / Unanswered /

Next >

Select the Check box and click on **“I am ready to begin”**

Other Important Instructions

“All the Best”

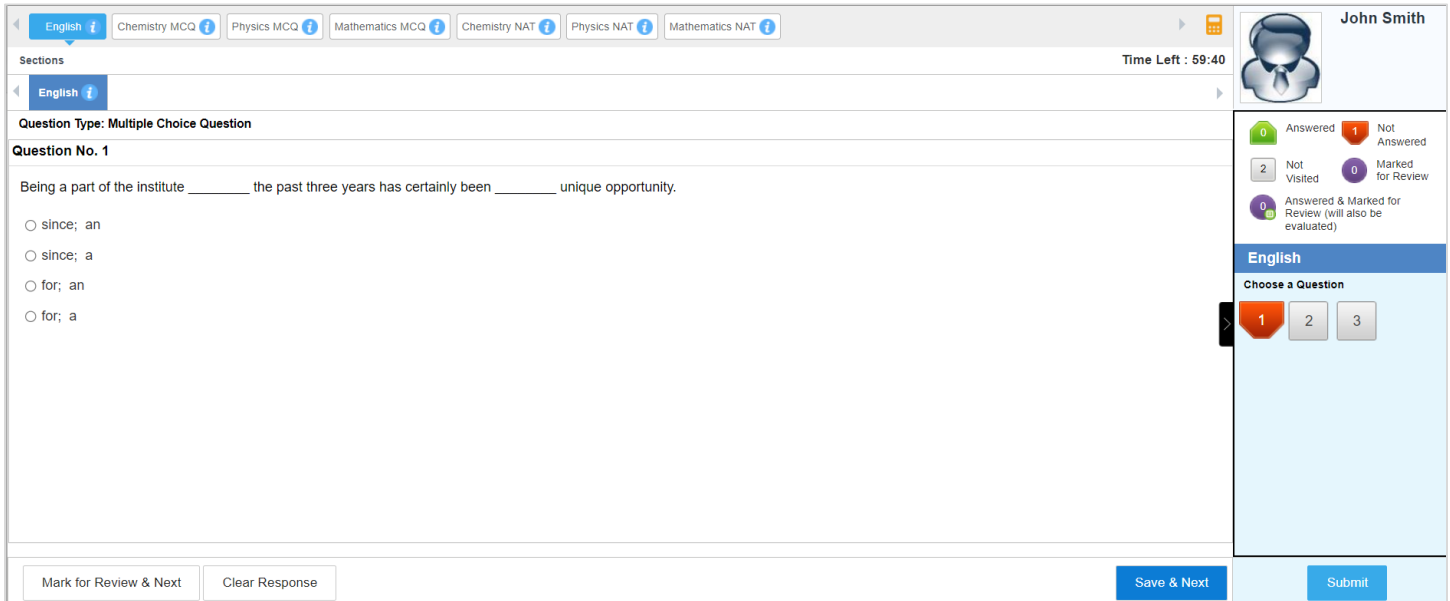
- I have read and understood the instructions. All computer hardware allotted to me are in proper working condition. I declare that I am not in possession of / not wearing / not carrying any prohibited gadget like mobile phone, bluetooth devices etc. /any prohibited material with me into the Examination Hall. I agree that in case of not adhering to the instructions, I shall be liable to be debarred from this Test and/or to disciplinary action, which may include ban from future Tests / Examinations

< Previous

I am ready to begin

The sections are arranged in a fixed manner. There is **NO** provision for the candidate to select / go to a specific section as per their preference.

By default, the first question of each section will be selected. **On selection**, the background of the question number will change from **Grey** to **Red** colour. Start answering the questions.



For BTech / BPharm / PharmD / BSc Biotechnology

- There are 2 types of Questions: Multiple Choice Questions (MCQ) and Numerical Answer type (NAT).
- There will be 7 Sections.
- By default, the first section will be selected.
- Once you start, you must finish the current section before you can move to the immediate next section.
- Having started a section if you move out of any section before completing the section, you will **NOT** be able to return to the section.

For other programs

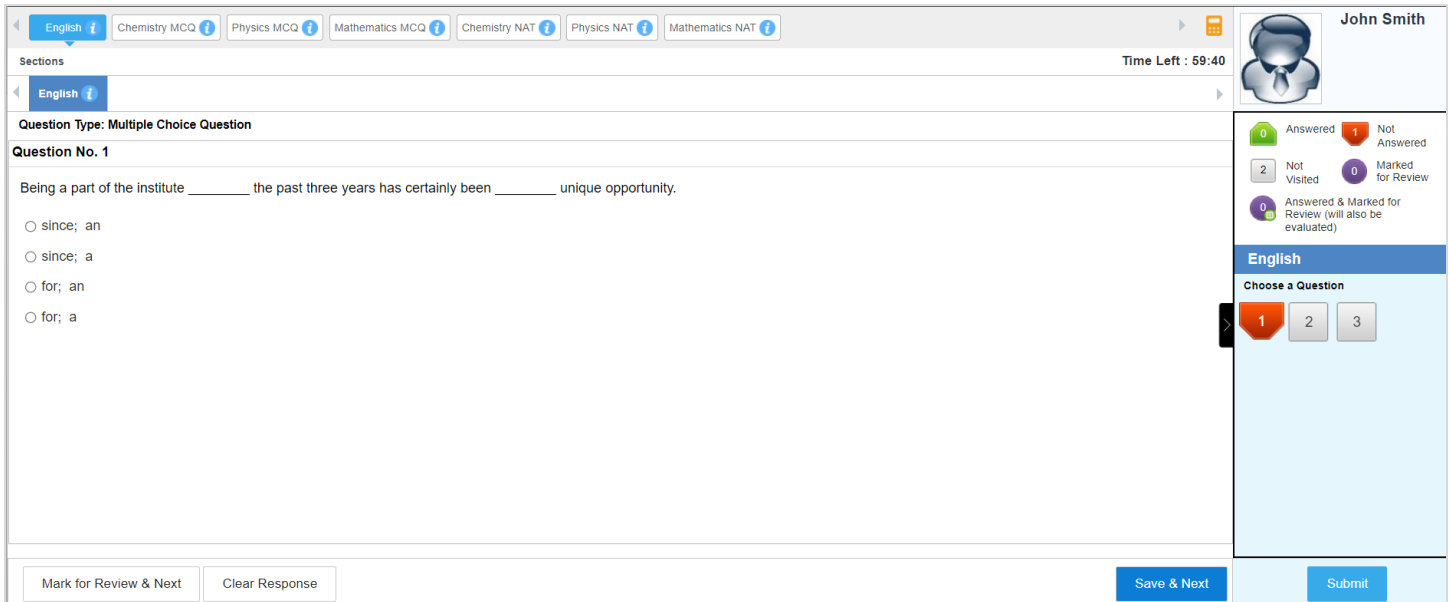
- There will be Single / Multiple sections.
- By default, the first section will be selected.
- Once you start, you must finish the current section before you can move to the immediate next section.
- Having started a section if you move out of any section before completing the section, you will **NOT** be able to return to the section.

In case of Multiple-Choice Question (MCQ), Read the question carefully and select the right answer by selecting **radio button** next to the answer option. To save your answer, you **MUST** click on the **Save & Next** button.

To mark the question for review, click on the **Mark for Review & Next** button.

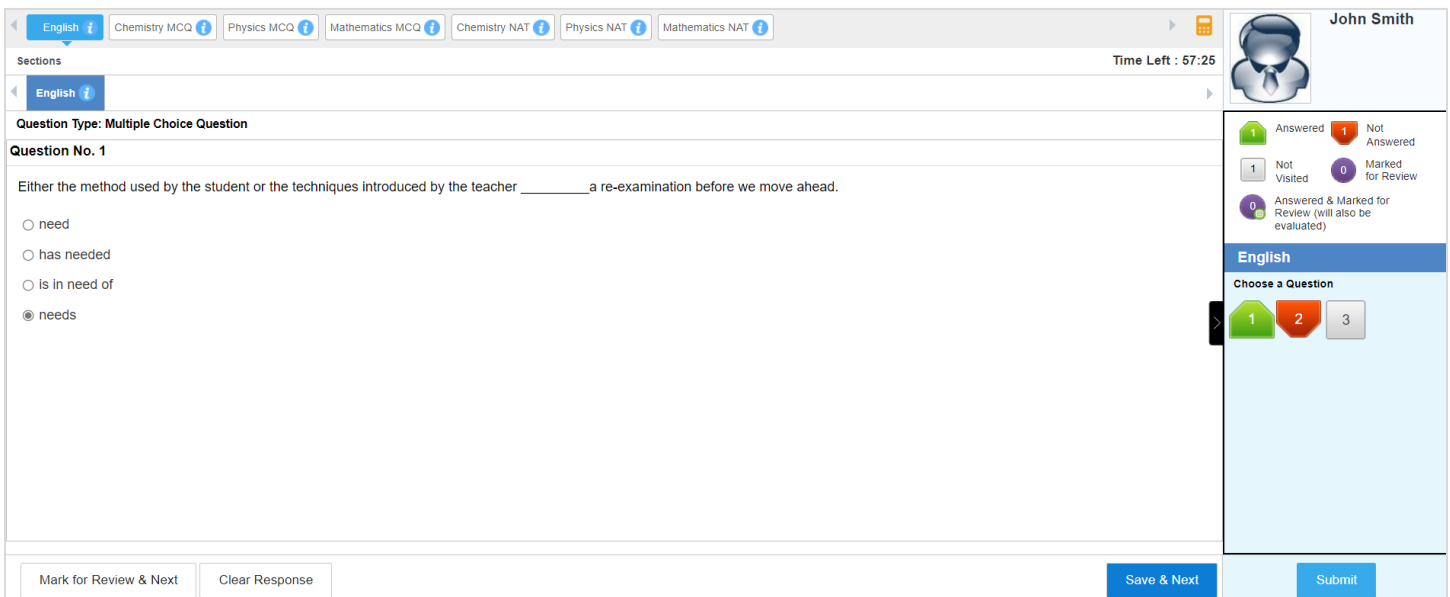
After going through the question, in case you think that you can answer the question at a later stage click on "**Mark for Review & Next**". On clicking, the question number will be highlighted in **Purple** colour. All such unanswered questions marked for review will be taken as **UNANSWERED**. Please note that while taking the test, you can visit the **Section ONLY ONCE**. You are NOT allowed to revisit the section (Answered / Unanswered) under any circumstances.

After going through the question, if you answer the question and think that it is to be reviewed at a later stage click on " **Mark for Review & Next** ". On clicking, the question number will be highlighted in **Purple** colour with **Green** coloured icon. All such answered questions marked for review will be taken as **ANSWERED**. Please note that while taking the test, you can visit the **Section ONLY ONCE**. You are NOT allowed to revisit the section (Answered / Unanswered) under any circumstances.



The screenshot shows the test interface for John Smith. The top navigation bar includes subject tabs: English, Chemistry MCQ, Physics MCQ, Mathematics MCQ, Chemistry NAT, Physics NAT, and Mathematics NAT. The current section is English, and the time left is 59:40. The question type is Multiple Choice Question, and the question number is 1. The question text is: "Being a part of the institute _____ the past three years has certainly been _____ unique opportunity." The options are:
 since; an
 since; a
 for; an
 for; a
 The right-hand panel shows a progress summary: 0 Answered, 1 Not Answered, 2 Not Visited, 0 Marked for Review, and 0 Answered & Marked for Review. Below this is a "Choose a Question" section with buttons for 1, 2, and 3. At the bottom, there are buttons for "Mark for Review & Next", "Clear Response", "Save & Next", and "Submit".

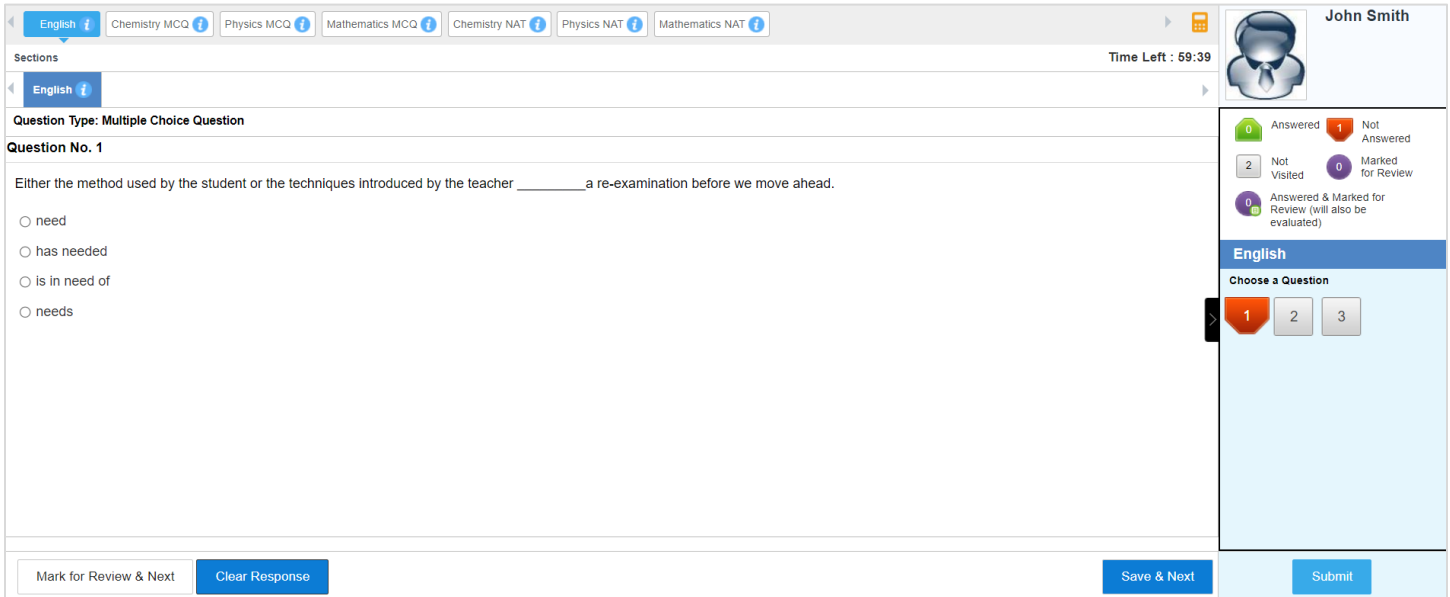
When you go to the next question, the background of the answered question in the question panel will change from **Red** to **Green** colour.



The screenshot shows the test interface for John Smith. The top navigation bar and subject tabs are the same as in the previous screenshot. The time left is now 57:25. The question type is Multiple Choice Question, and the question number is 1. The question text is: "Either the method used by the student or the techniques introduced by the teacher _____ a re-examination before we move ahead." The options are:
 need
 has needed
 is in need of
 needs
 The right-hand panel shows an updated progress summary: 1 Answered (with a green icon), 1 Not Answered, 1 Not Visited, 0 Marked for Review, and 0 Answered & Marked for Review. The "Choose a Question" section now has a green button for 1, a red button for 2, and a grey button for 3. The "Mark for Review & Next" button is now disabled. The "Clear Response" button remains active. The "Save & Next" and "Submit" buttons are still present.

To deselect your chosen answer, click on the **Clear Response** button.

To change your chosen answer, select on the radio button of another option. To save your answer, you **MUST** click on the **Save & Next** button.



English | Chemistry MCQ | Physics MCQ | Mathematics MCQ | Chemistry NAT | Physics NAT | Mathematics NAT

Sections | Time Left : 59:39 | John Smith

Question Type: Multiple Choice Question

Question No. 1

Either the method used by the student or the techniques introduced by the teacher _____ a re-examination before we move ahead.

- need
- has needed
- is in need of
- needs

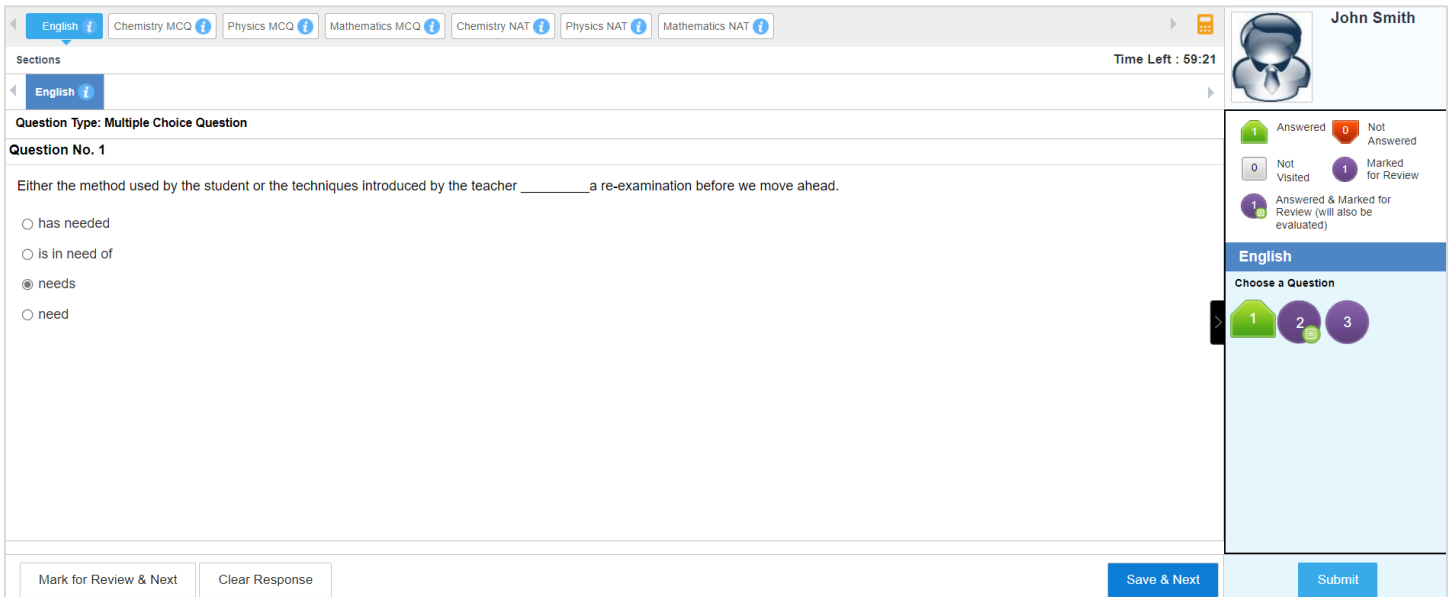
Mark for Review & Next | Clear Response | Save & Next | Submit

English Summary:

0	Answered	1	Not Answered
2	Not Visited	0	Marked for Review
0	Answered & Marked for Review (will also be evaluated)		

Choose a Question: 1 | 2 | 3

After answering ALL the questions/questions you would like to answer of the current section, click on **“Submit”** to go to immediate next section.



English | Chemistry MCQ | Physics MCQ | Mathematics MCQ | Chemistry NAT | Physics NAT | Mathematics NAT

Sections | Time Left : 59:21 | John Smith

Question Type: Multiple Choice Question

Question No. 1

Either the method used by the student or the techniques introduced by the teacher _____ a re-examination before we move ahead.

- has needed
- is in need of
- needs
- need

Mark for Review & Next | Clear Response | Save & Next | Submit

English Summary:

1	Answered	0	Not Answered
0	Not Visited	1	Marked for Review
1	Answered & Marked for Review (will also be evaluated)		


Choose a Question: 1 | 2 | 3

The Exam Summary will be displayed showing the Current Section Name, Total No. of Questions, No. of questions Answered, No. of Questions Not Answered, No. of Questions marked for Review, No. of Questions Answered & marked for Review (Will also be evaluated).

Sections which are yet to be attempted will also be displayed.

You will see a message **“Are you sure to submit this Group? Click “Yes” to proceed; Click “No” to go back.** Dear Candidate, once the group is submitted, you cannot revisit and edit your responses.

Click **“Yes”** to continue.


John Smith

Exam Summary


English : (Current Group)

Section Name	No. of Questions	Answered	Not Answered	Marked for Review	Answered & Marked for Review (will also be evaluated)	Not Visited
English	3	1	0	1	1	0

Chemistry MCQ : (Yet to attempt)
Physics MCQ : (Yet to attempt)
Mathematics MCQ : (Yet to attempt)
Chemistry NAT : (Yet to attempt)
Physics NAT : (Yet to attempt)
Mathematics NAT : (Yet to attempt)

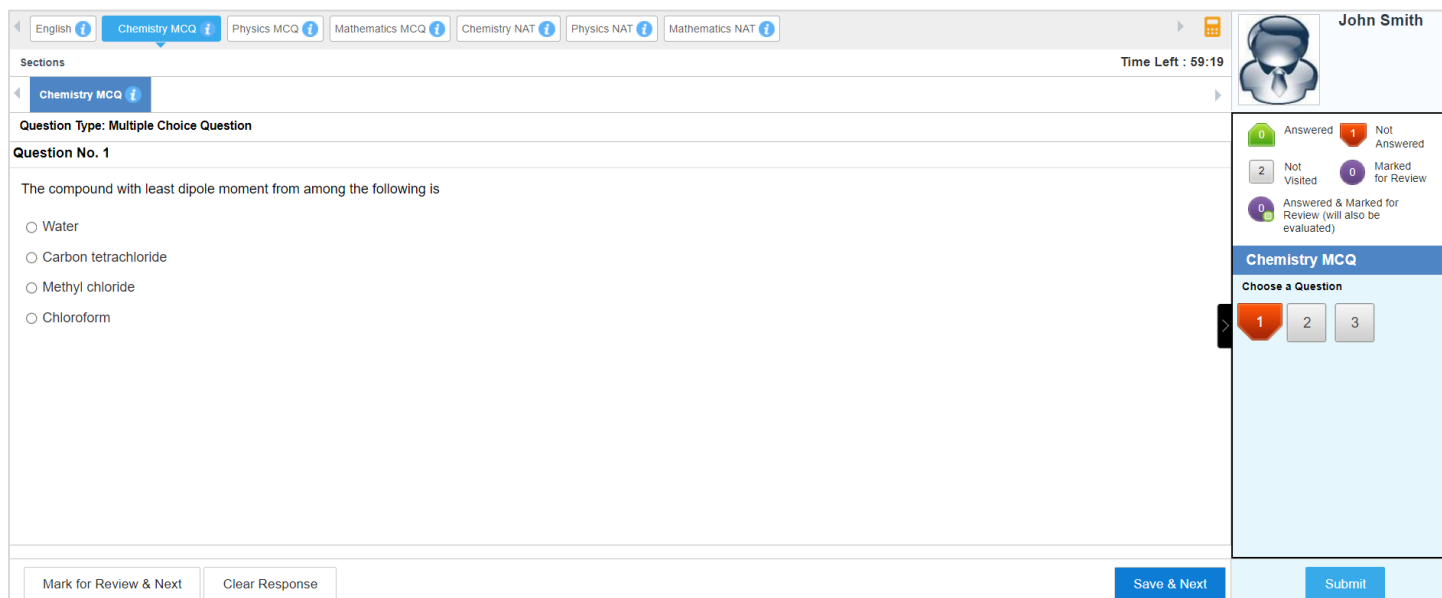
Are you sure to submit this Group? Click 'Yes' to proceed; Click 'No' to go back.
Dear Candidate, Once the Group is submitted, you cannot revisit and edit your responses.

The confirmation will be asked once again. Click “Yes” to continue OR “No” to go back to the section which you are answering


John Smith

Are you sure to submit the group "English"?

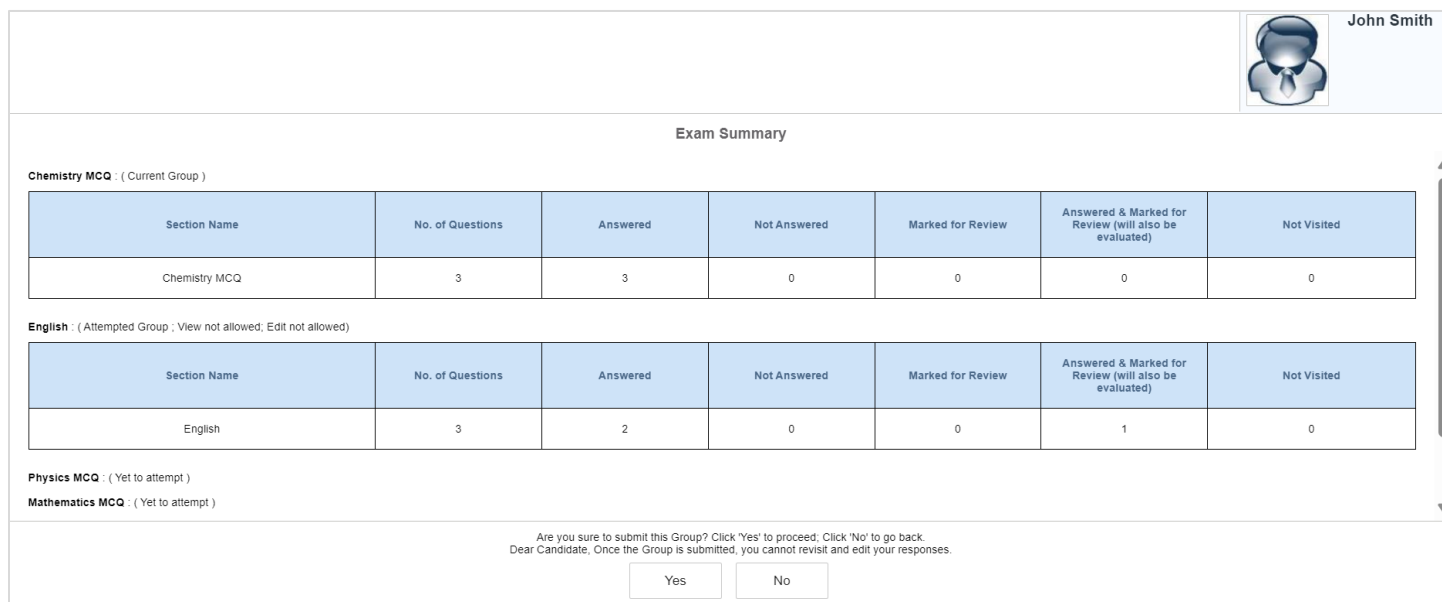
On your confirmation, you will be navigated to the immediate next section (i.e. Chemistry MCQ in this case). Already visited AND / OR completed section (i.e. **English** in this case) will be disabled and you are NOT allowed to revisit this section.



The screenshot shows the exam interface for a Chemistry MCQ section. The user is John Smith, and the time left is 59:19. The current question is "The compound with least dipole moment from among the following is" with options: Water, Carbon tetrachloride, Methyl chloride, and Chloroform. The sidebar shows statistics for the Chemistry MCQ section: 0 Answered, 1 Not Answered, 2 Not Visited, and 0 Marked for Review. The "Choose a Question" section shows question 1 selected.

In a similar manner please attempt the immediate next section. Once you submit the section, you will be able to see the summary of already submitted section/s as well as the current section. Please note that already submitted sections will be at the bottom and the current section will be at the top.

Click "Yes" to continue OR "No" to go back to the section which you are answering



The Exam Summary table shows the following data:

Section Name	No. of Questions	Answered	Not Answered	Marked for Review	Answered & Marked for Review (will also be evaluated)	Not Visited
Chemistry MCQ : (Current Group)						
Chemistry MCQ	3	3	0	0	0	0
English : (Attempted Group : View not allowed; Edit not allowed)						
English	3	2	0	0	1	0
Physics MCQ : (Yet to attempt)						
Mathematics MCQ : (Yet to attempt)						

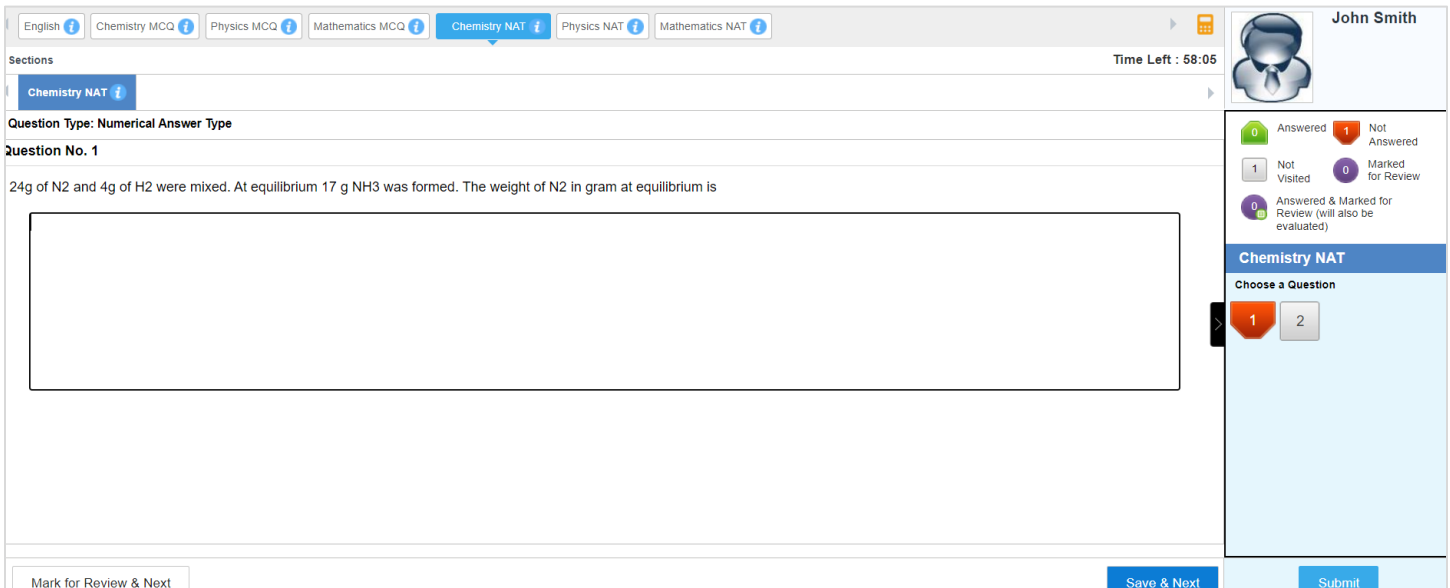
Are you sure to submit this Group? Click 'Yes' to proceed; Click 'No' to go back.
 Dear Candidate, Once the Group is submitted, you cannot revisit and edit your responses.

Yes No

As illustrated above, you are required to attempt the other sections in sequential order.

In case of Numerical Answer Type (NAT), you are required to type the answer in the text box provided. The format in which the answers are to be typed / entered is as under

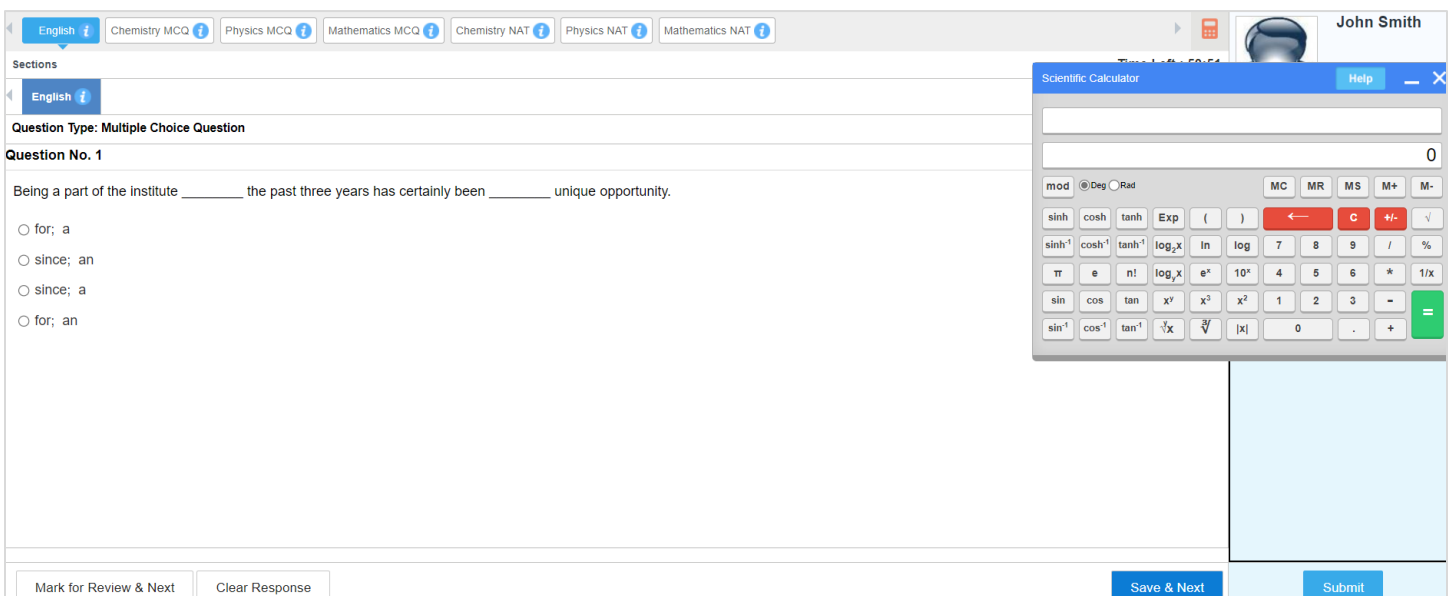
- Numerical answers up to 3 decimal places may be entered (as appropriate).
- No other punctuations except for decimal point are allowed in the answer.
- Positive numbers: 7 / 88 / 0.2 / 1.36 etc (+ve sign by default / should NOT be typed OR entered deliberately)
- Negative numbers: -7 / -88 / - 0.2 / -1.36 etc (-ve sign should be typed / entered deliberately)



The screenshot shows the test platform interface. At the top, there are navigation tabs for English, Chemistry MCQ, Physics MCQ, Mathematics MCQ, Chemistry NAT (selected), Physics NAT, and Mathematics NAT. The user's name, John Smith, is displayed in the top right corner. Below the navigation tabs, the 'Sections' list shows 'Chemistry NAT' selected. The 'Question Type' is 'Numerical Answer Type'. The question text is: '24g of N₂ and 4g of H₂ were mixed. At equilibrium 17 g NH₃ was formed. The weight of N₂ in gram at equilibrium is'. A large empty box is provided for the answer. On the right side, there is a summary panel for 'Chemistry NAT' showing statistics: 0 Answered, 1 Not Answered, 1 Not Visited, 0 Marked for Review, and 0 Answered & Marked for Review. Below this is a 'Choose a Question' section with buttons for 1 and 2. At the bottom, there are buttons for 'Mark for Review & Next', 'Save & Next', and 'Submit'.

Already visited AND/ OR completed section will be disabled and you are NOT allowed to revisit this section.

Calculator is enabled in the test platform (wherever required). You can use the same by clicking on calculator icon



The screenshot shows the test platform interface with a 'Scientific Calculator' overlay. The navigation tabs are the same as in the previous screenshot. The 'Sections' list shows 'English' selected. The 'Question Type' is 'Multiple Choice Question'. The question text is: 'Being a part of the institute _____ the past three years has certainly been _____ unique opportunity.' The options are:
 for; a
 since; an
 since; a
 for; an
 The calculator overlay is a 'Scientific Calculator' window with a search bar, a display showing '0', and various mathematical functions and operators. At the bottom, there are buttons for 'Mark for Review & Next', 'Clear Response', 'Save & Next', and 'Submit'.

After visiting ALL the sections click “**Submit**” button. The Exam Summary will be displayed showing ALL the Section Names, Total No. of Questions, No. of questions Answered, No. of Questions Not Answered, No. of Questions marked for Review, No. of Questions Answered & marked for Review (Will also be evaluated) in each section.

Click “Yes” to continue



John Smith

Exam Summary

Mathematics NAT : (Current Group)

Section Name	No. of Questions	Answered	Not Answered	Marked for Review	Answered & Marked for Review (will also be evaluated)	Not Visited
Mathematics NAT	2	0	1	0	0	1

English : (Attempted Group ; View not allowed; Edit not allowed)

Section Name	No. of Questions	Answered	Not Answered	Marked for Review	Answered & Marked for Review (will also be evaluated)	Not Visited
English	3	0	1	0	0	2

Chemistry MCQ : (Attempted Group ; View not allowed; Edit not allowed)

Section Name	No. of Questions	Answered	Not Answered	Marked for Review	Answered & Marked for Review (will also be evaluated)	Not Visited
Chemistry MCQ	0	0	0	0	0	0

Are you sure to submit this Group? Click 'Yes' to proceed; Click 'No' to go back.
Dear Candidate, Once the Group is submitted, you cannot revisit and edit your responses.

Yes

No

The system will ask for one more confirmation.

Dear Candidate, Thank You. Please note that, your Exam is about to be submitted. Click on “OK” to proceed further. Are you Sure to submit the Exam

Click “OK” to continue OR “Cancel” to go back to the section which you are answering.



John Smith

Dear Candidate, Thank you. Please note that, your Exam is about to be submitted. Click on 'Ok' to proceed further.
Are you sure to submit the exam?

OK

Cancel

If you click on “OK”, you will be directed to give your feedback. Share your feedback and click on “Submit” button.

Candidate Feedback Form


Dear ,

We solicit your valuable feedback to understand your views and your experience on the digital examination. Your feedback will enable us to improve the overall candidate experience.

For each question listed below, request you to specify the performance rating as per scale below.

4 Exceeded expectations
 3 Met expectations
 2 Improvement needed
 1 Failed to meet expectations

S.No	Questions	4	3	2	1
1.	How was your experience with the exam support provided including usefulness of the mock test, access to exam related information, helpline support, etc?	<input type="radio"/>	<input checked="" type="radio"/>	<input type="radio"/>	<input type="radio"/>
2.	How was your experience in giving a digital exam on aspects such as navigating on the candidate console, ease of using the candidate console, etc?	<input type="radio"/>	<input checked="" type="radio"/>	<input type="radio"/>	<input type="radio"/>
3.	How was your experience as to the following aspects of the test-center:				
3.1	Ease of Locating the Test Center.	<input type="radio"/>	<input checked="" type="radio"/>	<input type="radio"/>	<input type="radio"/>
3.2	Ease of finding your designated exam seat through clear notice board instructions, directional arrows, staff guidance, etc.	<input type="radio"/>	<input checked="" type="radio"/>	<input type="radio"/>	<input type="radio"/>
3.3	Seating arrangement	<input type="radio"/>	<input checked="" type="radio"/>	<input type="radio"/>	<input type="radio"/>
		4	3	2	1


John Smith

Thank you, message will be displayed. Click on “OK”

Candidate Feedback Form

3. How was your experience as to the following aspects of the test-center:

3.1 Ease of Locating the Test Center.

3.2 Ease of finding your designated exam seat through clear notice board instructions, directional arrows, staff guidance, etc.

3.3 Seating arrangement

3.4 Availability of basic facilities like water dispenser, rest rooms, etc.

3.5 Exam node/ desktop quality

3.6 Behavior of staff, their knowledge and competency of conducting the exam.

4. How was your overall experience of taking up a digital exam?

John Smith

Info Close x

Thanks for your valuable feedback. I have successfully completed the exam..!

OK

Submit

Click on “End Exam” button to exit

Dear Candidate, You have now successfully completed the Exam.

Please click on the below button to exit.

Exit Exam

We wish you All the Best for the Manipal Entrance Test.

Updated on 16 May 2024; 10:30 AM